

[Pg 263]

OMAHA DWELLINGS, FURNITURE, AND IMPLEMENTS

BY

JAMES OWEN DORSEY

[Pg 265]

CONTENTS

	Page
Introductory note	263
Dwellings	263
Earth lodges	263
Lodges of bark or mats	271
Skin lodges or tents	271
Furniture and implements	271
Fireplaces	271
Beds and bedding	271
Cradles	271

Children's swings	270
Brooms	270
Pottery	270
Mortars and pestles	270
Spoons, ladles, and drinking vessels	271
Water vessels	271
Other vessels	271
Hoes and axes	278
Knives	278
Implements connected with fire	279
Smoking paraphernalia	279
Equipage for horses	280
Traveling gear	280
Boats	280
Musical instruments	280
Weapons	280
Clubs	280
Tomahawks	280
Spears	280
Bows	280
Arrows	280
Quivers	280

Shields and armor

[283](#)

Firearms

[283](#)

[Pg 267]

ILLUSTRATIONS

Fig. 306. Yellow Smoke's earth lodge

Page

[270](#)

307. Ground plan of Osage lodge

[271](#)

308. Omaha tent

[272](#)

309. Exterior parts of an Omaha tent

[273](#)

310. [P]ejequde's tent

[274](#)

311. Omaha cradle—plan

[276](#)

312. Omaha cradle—side view

[276](#)

313. Omaha mortar

[277](#)

314. Omaha pestle

[277](#)

315. Omaha calumet

[279](#)

316. Omaha pipe used on ordinary occasions

[280](#)

317. Skin drum

[281](#)

318. Box drum

[281](#)

319. Omaha large flute

[283](#)

320. Omaha club (jaⁿ-[p]aona)

[283](#)

321. Omaha club (jaⁿ-[p]aaɔna)

322. Omaha club (weaqɣade)

323. Omaha bow (zaⁿzi-mandě)

324. Omaha bow (ɭaɣaⁿ-mandě)

325. Omaha hunting arrow

326. Omaha war arrow

327. Omaha style of hidé-ɭáce

[Pg 269]

OMAHA DWELLINGS, FURNITURE, AND IMPLEMENTS

BY JAMES OWEN DORSEY

INTRODUCTORY NOTE.

The accompanying paper is one of the results of personal investigations among the Omaha of Nebraska and cognate tribes of Indians, beginning in 1878 and continued from time to time during late years.

While the paper treats of the Omaha tribe, much that is said is applicable to the Ponka, as the two tribes have long had similar environments and a common dialect, for, until 1877, their habitats were almost contiguous, and since 1880 about one-third of the Ponka tribe has been dwelling on its former reservation near the town of Niobrara, Nebraska.

Acknowledgments are due Dr. O. T. Mason for many valuable suggestions early in the progress of the work.

DWELLINGS.

The primitive domiciles of the Omaha were chiefly (1) lodges of earth or, more rarely, of bark or mats, and (2) skin lodges or tents. It may be observed that there were no sacred rites connected with the earth lodge-building or tent-making among the Omaha and Ponka.

EARTH LODGES.

When earth lodges were built, the people did not make them in a tribal circle, each man erecting his lodge where he wished; yet kindred commonly built near one another.

The earth lodges were made by the women, and were intended principally for summer use, when the people were not migrating or going on the hunt. Those built by the Omaha and Ponka were constructed in the following manner: The roof was supported by two series of vertical posts, forked at the top for the reception of the transverse connecting pieces of each series. The number in each series varied according to the size of the lodge; for a small lodge only four posts were erected in the inner series, for an ordinary lodge eight were required, and ten generally constituted the maximum. When Mr. Say¹ visited [Pg 270]the Kansa Indians, he occupied a lodge in which twelve of these posts placed in a circle formed the outer series, and eight longer ones constituted the inner series, also describing a circle. The wall was formed by setting upright slabs of wood back of the outer posts all around the circumference of the lodge. These slabs were not over 6 feet in height, and their tops met the cross timbers on which the willow posts rested. Stocks of hard willow about 2 inches in diameter rested with their butts on the tops of the upright slabs and extended on the cross timbers nearly to the summit. These poles were very numerous, touching one another and extending all around in a radiating manner, supporting the roof like rafters. The rafters were covered with grass about a foot thick; and over the whole lodge, including the sides or slabs, earth was piled from a foot to 2 feet in depth. Such a covering lasted generally about twenty years. A hole in the middle served as an exit for the smoke.




FIG. 306.—Yellow Smoke's earth lodge.

In addition to the lodge proper there was a covered way about 10 feet long and 5 feet wide, the entrance to which had a covering of tanned or dried buffalo hides. This covering consisted of two hides hanging side by side, with the inner borders slightly overlapping. They were fastened to the passageway at the top and at the outer sides, but were loose at the bottom where they overlapped. This part was raised by a person entering the lodge. A similar covering was placed at the interior end of the passageway.

Subsequently to 1855, the Omaha dwelt in three villages composed of earth lodges, as follows: (1) Biku'de, a village near the agency; (2) Windja'ge, Standing Hawk's village, near the Presbyterian mission house; and (3) Ja'č'a'te ("Wood Eaters,") named after an insect found [Pg 271]under the bark of trees Sanssouci's village, near the town of Decatur, Nebraska.


Earth lodges were generally used for large gatherings, such as feasts, councils, or dances. Occasionally there was a depression in the center of the lodge which was used as a fireplace; but it was not over 6 inches deep. Each earth lodge had a ladder, made by cutting a series of deep notches along one side of a log. On a bluff near the Omaha agency I found the remains of several ancient earth lodges, with entrances on the southern sides. Two of these were 75 feet and one was 100 feet in diameter. In the center of the largest there was a hollow about 3 feet deep and nearly 4 feet below the surface outside the lodge.

¹James' account of Long's Expedition to the Rocky Mountains in 1819-'20.

LODGES OF BARK OR MATS.

The Omaha sometimes make bark lodges for summer occupancy, as did the Iowa and Sak. [T]iu'čipu jiñ'ga, or low lodges covered with mats, were used by the Omaha in former days. Such lodges are still common among the Winnebago, the Osage, and other

tribes. The ground plan of such a lodge forms an ellipse. The height is hardly over 7 feet from the ground. The tent poles are arranged thus: Each pole has one end planted in the ground, the other end being bent down and fastened to the pole immediately opposite; a number of poles thus arranged in pairs formed both wall posts and rafters.



G. 307.—Ground plan of Osage lodge.

Generally there was one fireplace and one smokehole in such a lodge; but when I visited the Osage in 1883, I entered a low lodge with two fireplaces, each equidistant from its end of the lodge and the entrance, each fireplace having its smokehole.

SKIN LODGES OR TENTS.

The tent was used when the people were migrating, and also when they were traveling in search of the buffalo. It was also the favorite abode of a household during the winter season, as the earth lodge was generally erected in an exposed situation, selected on account of comfort in the summer. The tent could be pitched in the timber or brush, or down in wooded ravines, where the cold winds never had full sweep. Hence, many Indians abandoned their houses in winter and went into their tents, even when they were of canvas.



FIG. 308.—Omaha tent (from a photograph by W. H. Jackson).

The tent was commonly made of ten or a dozen dressed or tanned buffalo skins. It was in the shape of a sugar loaf, and was from 10 to [Pg 272]12 feet high, 10 or 15 feet in diameter at the bottom, and about a foot and a half in diameter at the top, which served as a smokehole (ȳihuȳaⁿ). Besides the interior tent poles (ȳici—3, figure 309) and the tent skin (ȳiha—1), the tent had the ȳiȳumaⁿhaⁿ, or the place where the skins were fastened together above the entrance (4). The ȳiȳumaⁿhaⁿ was fastened with the ȳihuȳubaxaⁿ(5), which consisted of sticks or pieces of hide thrust crosswise through the holes in the tent skins. The bottom of the tent was secured to the ground by pins (ȳihuȳugadaⁿ—6) driven through holes (ȳihugaȳȳuge) in the bottom of the skins, made when the latter were tanned and before they had become hard. The entrance (ȳijebe) was [Pg 273]generally opposite the quarter from which the wind was blowing. A door flap (ȳijebeȳȳaⁿ—7) hung over the entrance; it was made of skin with the hair outside, so as to turn water, and was held taut by a stick fastened to it transversely. The bottom of the door flap was loose, but the top was fastened to the tent.

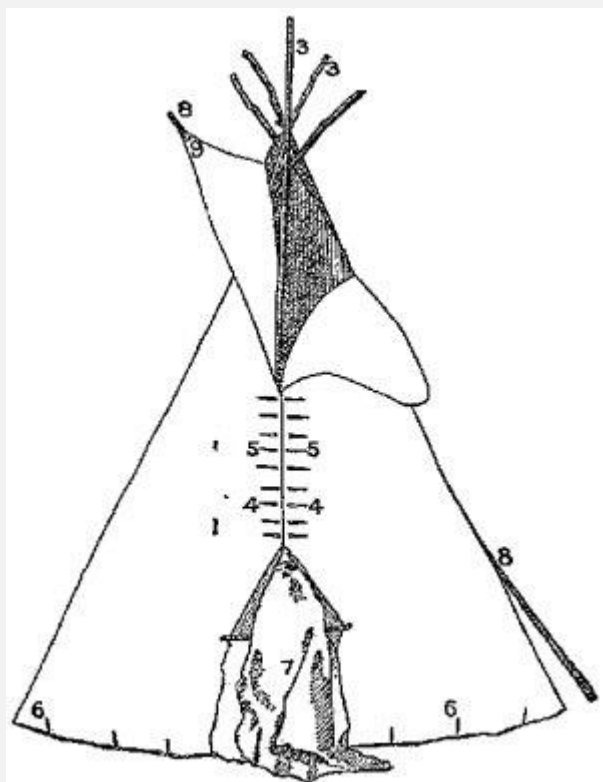


FIG. 309—Exterior parts of an Omaha tent.

The smokehole was formed by the two *ihugabčiča*(9), or triangular ends of tent skins, immediately above the entrance and *ičuma^{na}*. When there was no wind both of the *ihugabčiča* were kept open by means of the *ihučubajiⁿ*(8) or exterior tent poles, which were thrust through the *ujiha*, or small sacks, in the corners of the *ihugabčiča*. When the wind blew one of the *ihučubajiⁿ* was raised to the windward and the other was lowered, pulling its skin close to the tent and leaving an opening for the escape of the smoke; but if the wind came directly against the entrance both the flaps were raised, closing the smokehole to prevent the wind from blowing down it. When the wind blew the people used *nandičagaspe* to keep the bottom of each tent skin in place. These consisted of twisted grass, sticks, stones, or other heavy objects.

Figure 310 represents the tent of [P]ejequde, an Omaha. The banners or standards, which were carried by the leaders of a war party or a party going on a dancing tour, are depicted with their decorations of strips of red and blue Indian cloth. Sometimes these standards were ornamented with feathers instead of with cloth. Each standard could be used in four war expeditions.

[Pg 274]

No totem posts were in use among the Omaha. The tent of the principal man of each gens was decorated on the outside with his gentile badge, which was painted on each side of the entrance as well as on the back of the tent.¹ The furniture of the sacred tents resembled that of the ordinary ones.

Before the introduction of canvas tents by the whites no needles or thread were used by the Siouan tribes. The women used sinew of the deer or buffalo instead of thread, and for needles they had awls made of elk horn.

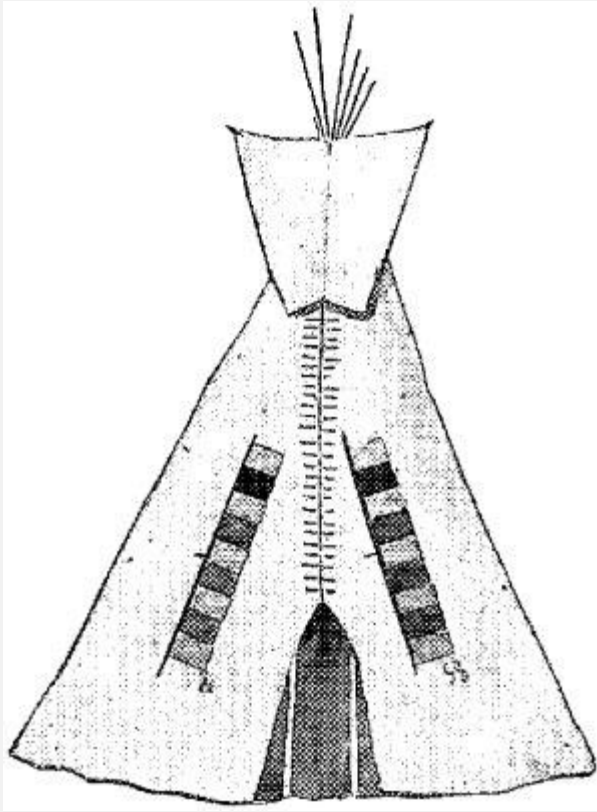


FIG. 310.—[P]ejequde's tent.

Since there were no outbuildings, public granaries, or other structures of this description, each household stored away its own grain and other provisions. There were no special tribal or communal dwellings; but sometimes two or more households occupied a single earth lodge. When a council was held, it took place in the earth lodge of one of the head chiefs, or else two or three common tents were united, making one large one.² There were no public baths, as the Missouri river was near, and they could resort to it whenever they desired. Dance houses were improvised either of earth lodges or skin tents.

Sweat-lodges were in the form of low tents (ȝiućipu).³ Stones were not boiled for the sweat-lodge, but were put into the fire to be heated. They were removed from the fire by means of sticks called iⁿ‘ėbasićaⁿ, [Pg 275] and then water from the kettle was poured on them, creating steam. Cedar fronds were dropped on the stones, causing a perfume to arise.

¹Third Ann. Rep. Bur. Ethnology for 1882-'83, p. 230; also "A Study of Siouan Cults," in Eleventh Ann. Rep. Bur. Ethnology, 1889-'90, p. 351.

²Third Ann. Rep., op. cit., p. 294.

FURNITURE AND IMPLEMENTS.

FIREPLACES.

Within the tent, in the center, was the fireplace (unečě), formed by excavating a small hollow. Beside this was erected a forked post (isagčě), on which was hung the apparatus for suspending a kettle over the fire. This apparatus was called čexe učugacke by the Ponka, literally, "that by means of which the kettle is hung." The Omaha have two names for it, uhaⁿ učugacke, and učugackegče, the last syllable of the latter name referring to the attitude of the post. Around the fireplace was a circular space for the feet of the people as they sat about the fire. The couches of the occupants of the tent were arranged outside of and all around this circular space.

BEDS AND BEDDING.

A couch was formed by laying down two or three winter hides dried with the hair on. These hides were placed around the fireplace at a safe distance. In the earth lodges, according to Joseph La Flèche, the Omaha used sahi, or grass mats, for seats, as is the present custom of the Winnebago; but at night they reclined on dressed hides with thick hair on them, and covered themselves with similar hides.

For pillows they used ibehiⁿ or iⁿbehiⁿ. When the vegetation was about 3 inches high in the spring, the Indians killed deer and pulled off the hair in order to remove the thin skin or tissue next to it. This latter, when thoroughly dried, is smooth and white, resembling parchment. It was used for pillows and moccasin-strings. When used for pillows the case was filled with goose feathers or the hair of the deer until it was about 2 feet long and 9 inches high. During the day, and whenever there was occasion, they were used as seats; but if none could be had, the people sat on winter robes or hides forming the couches.¹ Back of the couches and next to the interior tent-poles were placed the baggage, sacks of corn, and other household properties.

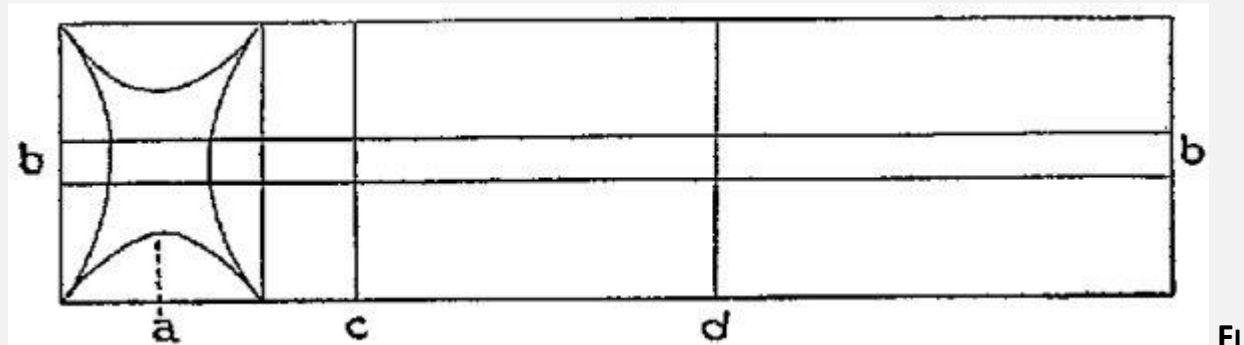
The upright tent is one form of the Dakota "wake'ya," the plural of which, "wake'yapi," undoubtedly gave rise to the familiar "wick'iup" of the plains, and also to "wä-ka'-yo" of Morgan.²

¹Hammocks and bedsteads were unknown prior to their introduction by the traders and other white people.

²Contributions to North American Ethnology, vol. iv., 1881, p. 114.

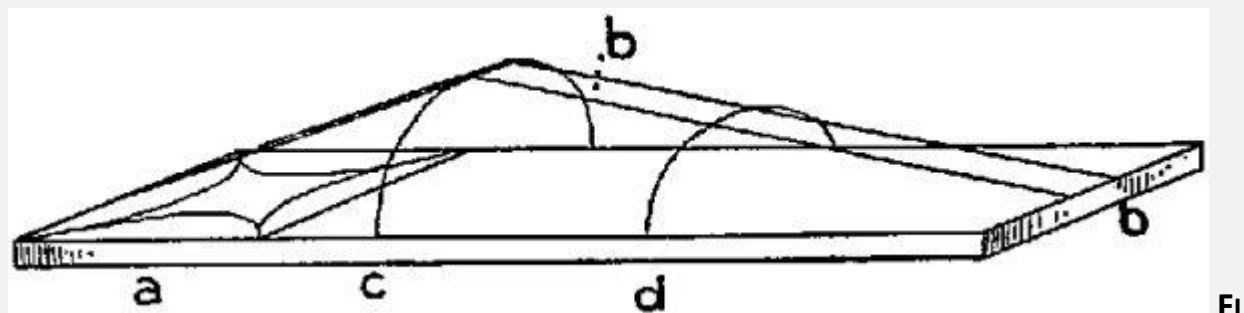
CRADLES.

A board of convenient size, usually about a yard long and a foot wide, was selected to form a cradle or uçuhe. No pillow was needed. A [Pg 276]soft skin ([p]aqçuqaha çaⁿ) covered with plenty of thick hair was laid on the board, and on it was placed the infant.



G. 311.—Omaha cradle—plan.

In the annexed figures, *a* is the ĩnduaçisiⁿkaⁿhe, the object painted on the board at the end where the infant's head is laid; *b* is the ĩndeĩdĩndiⁿ ("that which is drawn taut over the face"), the two strings of beads and sinew or thread (sometimes made of red calico alone), which keep in place the fan, etc.; the fan (ĩdeagani), which is suspended from a bow of wood, (*c*) is about 6 inches square, and is now made of interwoven sinew on which beads have been strung. Occasionally thimbles and other bright objects dangle from the bottom of the fan. The içaçistage (*d*) is the band by which the infant is fastened to the cradle.



G. 312.—Omaha cradle—side view.

CHILDREN'S SWINGS.

For swings the ends of two withes of buffalo hide were secured to four trees or posts which formed the corners of a parallelogram. A blanket was thrown across the withes and folded over on them. The infant was laid on top of the fold and swung from side to side without falling.

BROOMS.

Brooms were of two kinds. One form was made of sticks tied together, and was used for sweeping the ground outside of the tent or earth lodge, and the interior of the earth lodge, except the fireplace. The other kind was made of goose or turkey feathers, and was used for sweeping the fireplace of an earth lodge.

POTTERY.

Pottery has not been made by the Omaha for more than fifty years. The art of making it has been forgotten by the tribe.

MORTAR AND PESTLES.

A mortar was made by burning a large hole in a round knot or piece of wood about 7 inches in diameter. The lower end was sharpened [Pg 277] to a point, which was thrust into the ground when needed for use. After putting corn in a mortar of this description, the woman grasped the wooden pestle in the middle, with the larger end upward; the smaller end, which was about an inch in diameter, was put into the mortar. The operation of pounding corn among the Omaha was called "he." The mortar (uhe) and pestle (wehe) were both made commonly of elm, although sometimes they were fashioned of white oak. Mortars were of various sizes, some of them measuring 2 feet in diameter. Pestles were always of hard and heavy wood, and fully 3 feet long, tapering from 4 inches to an inch in diameter.



FIG. 314.—Omaha pestle.

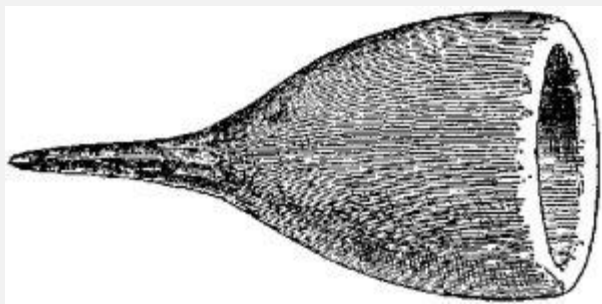


FIG. 313.—Omaha mortar.

SPOONS, LADLES AND DRINKING VESSELS.

Spoons were made of horn, wood, or pottery. The black spoons made of buffalo horn (lehe sabě), are not used by such Omaha as belong to the Buffalo gentes (Iñkesabě, Čatada, [T]esinde, etc.) which may not touch a buffalo head. Other horn spoons of light color are made of cow horn. These are of modern origin. Wooden spoons (jaⁿlehe) were made of knobs or knots of trees. Spoons made of buffalo horn are found among the

Omaha and Ponka, but the Osage, Kansa, and Kwapa use clam shells (ȩhaba, in Čegiha; tcühaba, tcühuba, in Kansa), so the Kansa call a small spoon, tcühaba jiñga. Spoons of buffalo horn had their handles variously ornamented by notches and other rude carving, often terminating in the head of a bird, the neck or handle of each being elevated at an angle of 50° or 60° with the bowl, which, was about 3 inches in width by about 5 in length. As the handle of such a spoon usually terminates in a head or hook, it was impossible for it to slip into the bowl when the hook rested on the outside of the rim of the bowl.

Food was served in bowls of a very wide and simple form and of various sizes, generally carved out of large knots of wood. These served as drinking cups (ni'icátaⁿ), but now cups of tin or earthenware are used for that purpose.

WATER VESSELS

When pottery was made, they used bowls and kettles. Some used wooden bowls of different sizes, the largest being about 2 feet in diameter. When they went on the hunt, they used the ínijeha (or sack made of the muscular coating of the buffalo paunch, by filling [Pg 278]with, grass to make it stand out and keep its shape until dried). When the ínijeha was filled with water the mouth was tied, and it was kept covered and in the shade that it might remain cool. After being used for a few days it became strong smelling, and was thrown away, another taking its place. Some preferred the "lenăn'de uqča'ha čaⁿ" or pericardium(?) of the buffalo, which is like sinew. This does not smell unpleasant, even when used for seven or ten days. But at the expiration of that time it is unfit for further service.

Jugs have been introduced by the traders.

OTHER VESSELS.

Provision sacks or parflèche cases were made of dried buffalo hide. When used for carrying the dried meat, they were called weábastá. After two or three years' use they became soft and were fit only for making moccasin soles. These sacks had the hair taken off, and were sometimes made in trunk fashion.

Fruit baskets were of three kinds. The Ponka made them of the bark of a tree, called tawá'aⁿhe, which is found on the old Ponka reservation in Dakota. Northern Indians make boats of this bark. The Omaha do not find the tree on their land, so they make the fruit baskets of other kinds of bark. The three kinds of baskets are as follows: Naⁿ'pa účisě, used for chokecherries; agčañ'kamañge účisě, used for raspberries; and bact účisě, used for strawberries. When the Ponka wished to make the baskets, they stripped off the bark in horizontal sections, not pulling upward or downward.

In modern times the Omaha have learned to make sacks of thread of different colors drawn from black, red, blue, and white blankets. Different figures are woven. Each sack is about a foot deep, 16 inches from the mouth to the opposite side, and from 2 to 2-1/2 feet long. The opening is on one of the long sides, and when the articles are put in a gathering string is drawn and tied.

HOES AND AXES.

For hoes, the Omaha used the shoulder blades of the buffalo. Axes and hatchets are now made of iron, hence, the Omaha name, maⁿ'ze-pe, sharp iron. But the Kansa have the ancient name, maⁿ'hi-spe, answering to the Dakota, waⁿ'hiⁿ'-kpe, sharp flint. The hatchet is distinguished from the ax by adding "jiñga," small. Some of the stone axes and hatchets have been found on the Omaha reservation, but they could hardly have been used for cutting. It is not known what tools were used for felling trees.

KNIVES.

Knives were made of stone. A prominent butte, near the old Ponka agency, Nebraska, is known as "Máhiⁿ-ȕ," signifying blue knife, from the character of the stone with which its surface is covered. It is [Pg 279]several miles from the mouth of Ponka creek and nearly opposite the month of Choteau creek, South Dakota.

IMPLEMENTS CONNECTED WITH FIRE.

In former ages, the Čegiha made fire by rubbing or turning a stick round and round between the hands. On the present Omaha reservation, and in that region, the Omaha use elm roots for that purpose. In the country called [P]izábahéhe, near the source of Elkhorn river, there is a grass known as "duáduáhi," which has about a hundred fine shoots from each root, which is half the size of the head. The stalk was used for hand drills and fire sticks. One stalk was cut almost flat, and the man puts his feet on the ends to steady them. Then, holding the other stick in his hands, with one end touching the stalk on the ground, he turned it round and round till the friction produced fire. Sometimes a small quantity of dry sand was placed on the flat stick. The same flat stick answered for several occasions. When the cavity made by turning the hand drill became too large, the point of contact was shifted to another part of the flat stick, and so on until the whole of that stick was used, when it was thrown away and another was obtained. Duáduáhi, according to Mr. Francis La Flesche, may be found in Judiciary square, Washington, District of Columbia. After the coming of the white man, but before the introduction of friction matches, which are now used by the whole tribe, the Omaha used flints and tinder for making fire.

Spits for roasting, etc., náqpe, or wébasnaⁿ, were made of any kind of wood.

For tongs they used the [p]ediçaçisande ("fire-holder"), made by slitting one end of a stick. This implement was also called, jaⁿ jiñga nini ibista ("the stick that presses the fire against the tobacco"), because it was used for lighting pipes.

SMOKING PARAPHERNALIA.




Fi

G. 315.—Omaha calumet

The pipes in use among the Omaha are of three kinds: the sacred pipe (niniba waqube, mysterious pipe), including the war pipes and those used by the chiefs in making peace; the niniba weawaⁿ or calumet (illustrated in figure 315), used in the calumet dance or dance of adoption,¹ and the hatchet pipe or maⁿzepe niniba, introduced since the coming of the white man. One form of the pipe used on ordinary [Pg 280]Tobacco pouches (niniújiha) were made of deer or antelope skin, and were ornamented with porcupine quills or a fringe of deerskin. Sometimes buffalo bladders were used for this purpose. The women used them as receptacles for their porcupine quills.

occasions is shown in figure 316. This pipe has a bowl of catlinite, and the stem is decorated with horsehair.



Fi

G. 316.—Omaha pipe used on ordinary occasions.

¹See "Omaha Sociology," Third Ann. Rept. Bur. Ethnology, chap. vi.

EQUIPAGE FOR HORSES.

Saddles (cánakágçe) were in use before the coming of the whites. They were made of wood, around which was wrapped hide, while still "łaha-nuxa" (green or soft). According to Joseph La Flèche these saddles did not rub sores on the backs of the native

horses (Indian ponies), but Dougherty¹ said, in 1819, "The Indians are generally cruel horse-masters, perhaps in a great measure through necessity; the backs of their horses are very often sore and ulcerated, from the friction of the rude saddle, which is fashioned after the Spanish manner, being elevated at the pommel and croup, and resting on skin saddle cloths without padding." They ride very well, and make frequent use of the whip and their heels, the latter being employed instead of spurs.

For bridles and halters they used strips of hide, out of which material they made also lariats. The bridle used consisted of a withe, one end of which was wrapped two or three times around the animal's lower jaw, while the other was held in the hand, forming but a single rein. This did not hinder the rider from guiding his horse, as he was able to turn him to the left by pressing the single rein against the animal's neck, as well as by the use of the right heel against its side. When he wished to turn to the right, he pulled the rein and pressed his left heel against the horse's side.

Whips were of three kinds. The wahí wégasapi was attached to a bone handle. The handle of a jaⁿukeçiⁿ wégasapi was made of common wood. That of a zaⁿzí wégasapi was made of Osage orange wood, which is very hard. The whip was attached to the wrist by a broad band, which passed through a hole near the end of the handle. The handle was about 15 inches long and was very stout. A specimen that has been deposited in the National Museum (a gift to the author from an Omaha) has a lash 2 feet long, composed of 8 thongs one-fifth of an inch wide. These are plaited together in one rounded plait for 18 inches, the rest of the lash being in 2 plaits of 4 thongs each, knotted near the ends.

The lasso was called maⁿ'tanah-íçize, i.e., "that by which (a) wild (horse) is taken." It was made by taking the hair from the head of [Pg 281]a buffalo and plaiting it into a very strong rope as thick as one's thumb. This rope was called "łaha-çisaⁿ," and was utilized by the Omaha and Ponka instead of the common lasso for catching wild horses in northwestern Nebraska. One end of the rope was formed into a noose large enough to slip over a horse's head, and the ends of this noose were secured to a long pole by small cords. The other end of the rope, arranged in a coil, was fastened to the belt or waist of the man. He rode with the pole held in one hand and tried to thrust the noose in front of a horse. When he succeeded in passing the noose over the head of an animal, he threw away the stick, which had become separated from the noose, and held the rope alone, which he pulled toward him. When the horse was caught, the man made an ĩnúçiciⁿ. (bridle or face cover), being careful to place some buffalo hair over the nose and under the chin, to guard against paining the horse, whose eyes remained uncovered.

Trappings for the saddle (sín'de-ehéçě) were used. Some years ago a specimen of Omaha trapping was presented by the writer to the Anthropological Society of Washington, and subsequently was deposited in the National Museum.

¹Long, S. H.; Exp. Rocky Mts., vol. 1, p. 291, Phila., 1822

TRAVELING GEAR.

Snow-shoes (sé-hiⁿbe) were worn by the Omaha and Ponka when they traversed a region, north of their modern, habitat.

For traveling on foot a staff (hí-maṅgǵe) was used when it was necessary to pass over mountains; also when, heavy loads had to be carried. This staff differed from the crutch (í-maṅgǵe).

The women had mácaṣaⁿ, or straps, for aiding them in carrying loads of wood, etc.

BOATS.

When they wished to cross streams they made hide boats, or mandéha. These were manufactured from dried buffalo hides, which were sewed together with sinew, and so tightly that no water could penetrate the seams. Ten branches of red willow were placed within, the ends being bent upward and fastened by withes to two other saplings, which extended the whole length of the boat at the inside of the gunwale. The ten pieces were the ȳici-íki[p]ádaⁿ. The rudder or steering oar (íǵisaⁿ'ǵě) was fashioned like the oars (mandúǵugáhi), with the blade flat and of the breadth of two hands. The rowers (uǵúgahi aká) sat near the bow, and the steersman (ǵisaⁿ'ǵa aká) took his seat at the stern.

MUSICAL INSTRUMENTS.

Battles were of five kinds, [P]exe were generally gourds; wataⁿ [p]exe, gourd rattles, were always round, and were partially filled with seed, fine shot, or gravel, [T]ahánuṣa [p]éxe, green-hide rattles, were of two sorts, one of which is "ǵigúje," bent a little. Specimens of this form are in the National Museum.

[Pg 282]

Two kinds of rattles were called ȳa-cáge, i.e., "deers-claws," from the composition of one variety, though the other was made of molars of the elk.

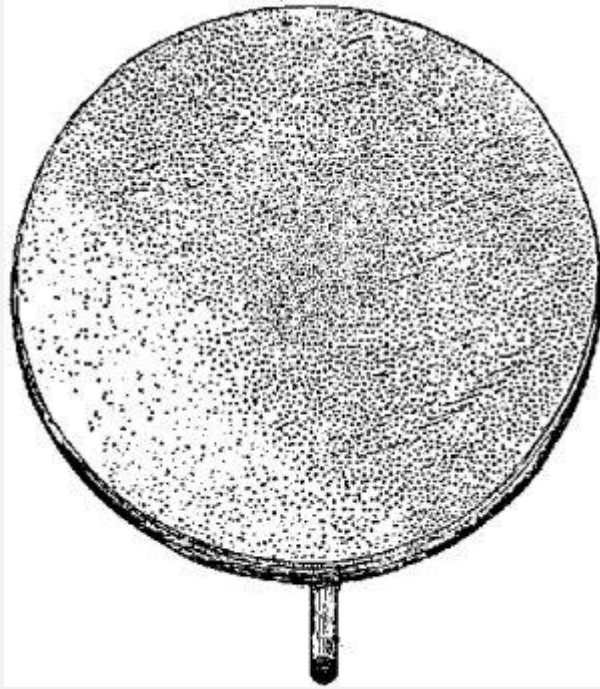


FIG. 317—Skin drum.

The Omaha used three styles of drums. The *çéxe-gaxú bçáska*, or flat drum, is illustrated by a specimen (no. 21675) in the National Museum. The *çéxe-gaxú gadáje* is made of buffalo hide, cowhide, or the skin of a horse. An example of this drum (no. 24682) is also in the National Museum, and is illustrated by the accompanying figure 317. The *jaⁿ' çéxe-gaxú*, or *xúge çéxe-gaxú*, is a wooden or box drum, represented by the accompanying figure 318, also from a specimen (no. 58610) in the National Museum.

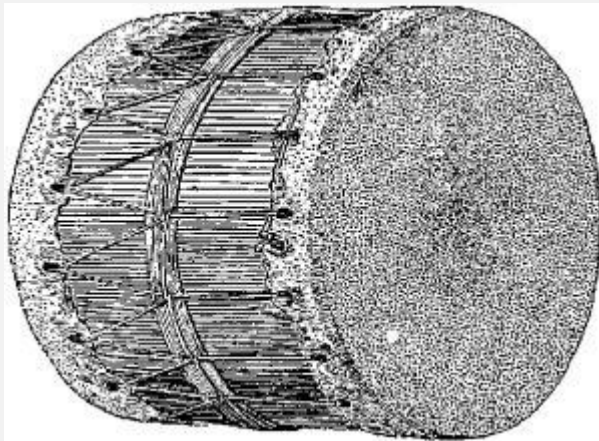


FIG. 318—Box drum.

Whistles were made of elder (*bałúci-hi*, or popgun wood) by pushing out the pith. No holes were made in the sides of the tube.

Nisúde lañ'ga, or large flutes, were made of red cedar. A branch was cut off, rounded, split open with a knife, and hollowed out; then six holes were made in the side of one

of them, and the halves were stuck together again. When one of these instruments is blown it produces quavering notes. The best specimens were made by [P]áçíⁿ-łañ'ga, Big Pawnee.

The large flute is illustrated in figure 319.¹ Wahí nisúde, or bone flutes, were made of the long bones from the eagle wing. These small flutes have only one hole. Reed flutes, çíqçé nisúde, were made of a kind of reed which grows south of the Omaha territory, probably in [Pg 283]Kansas. The Omaha obtained the reeds from some of the southern tribes and made them into flutes having but one hole each.




FIG. 319.—Omaha large flute.

¹Compare Ree fife, "AMM 129-8429, Gray and Matthews," in the National Museum.

WEAPONS.

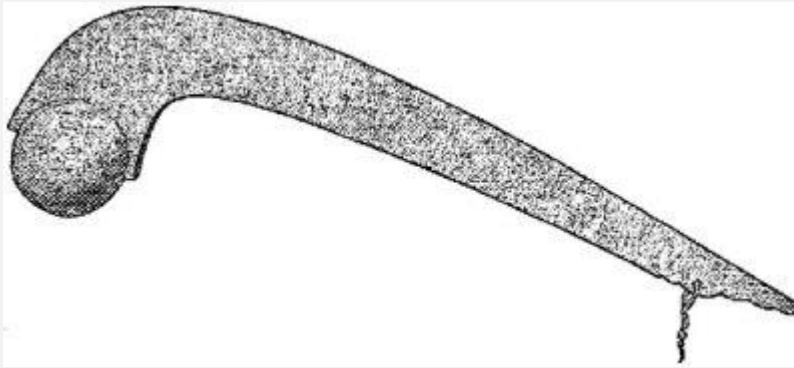


FIG. 320.—Omaha club (ja^n-

[p]áɔna).

The ja^n-wéti^n, "striking-wood," is a four-sided club. It is made of ash, and is as long as from the elbow to the tips of the fingers. The ja^n-dáɔna, "wood with a smooth head," is a club made of ironwood, which is very hard. According to the late Joseph La Flèche, the Omaha form of this weapon had a steel point projecting from the ball.

[Pg 284]

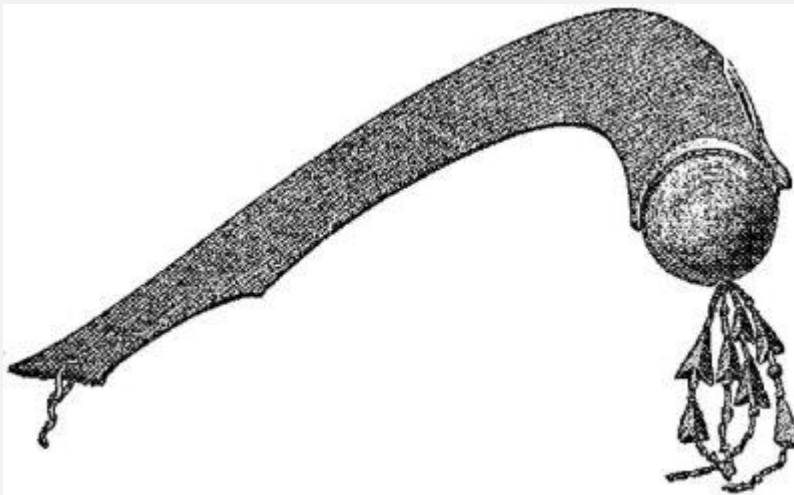
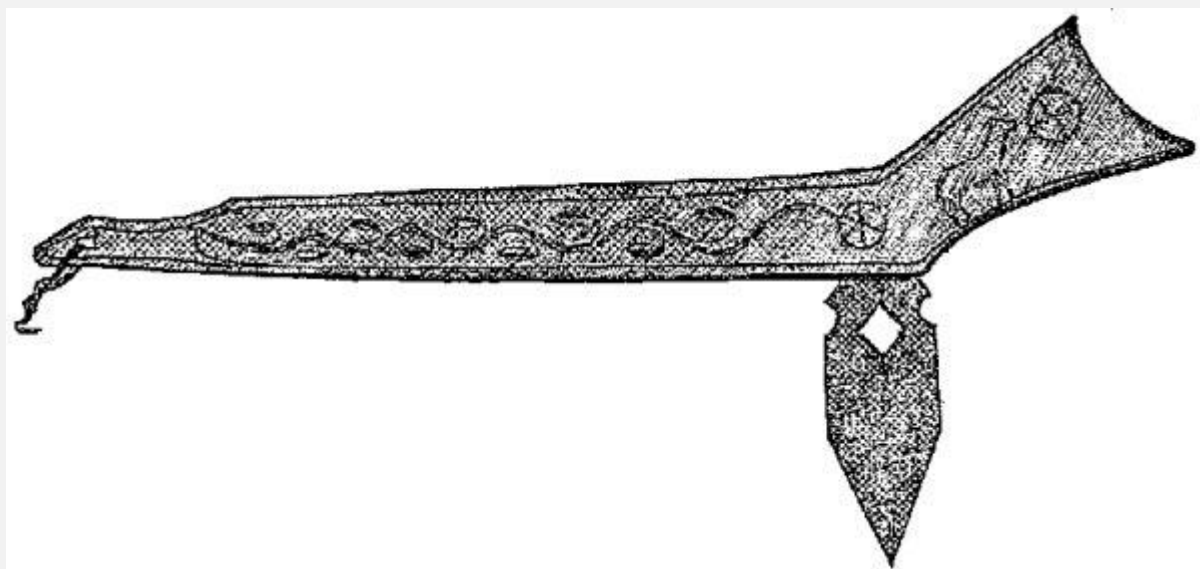


FIG. 321.—Omaha club (ja^n-

dáɔna).

Figures 320 and 321 are forms of the ja^n-[p]áɔna which may be seen in the National Museum (nos. 2649 and 22419). The weaqɔade, another kind of war club, is made of some kind of hard wood. There are two varieties, one of which is shown in figure 322 (National Museum no. 23729). The other has a ball carved at the end of a straight handle, with a wooden point (of one piece with the ball and handle) projecting from the ball, making an angle of about 130° with one side of the handle. There is a steel point inserted in the ball, forming an angle of about 110° with the other side of the handle. The i^n'-wate-jiñ'ga is something like a slung shot. A round stone is wrapped in a piece of hide which is fastened to a wooden handle about 2 feet long.



Fl

G. 322.—Omaha club (weaqgade).

TOMAHAWKS.

The heads of tomahawks as well as of battle-axes were at first made of stone; but within the last century and a half they have been fashioned of iron.

SPEARS.

Lances, darts, or spears are designated by the general term *man'dēhi*. The *ja^{n'}-man'dēhi* are made of ash, and are from 6 to 8 feet long. There [Pg 285] are two kinds, of one of which the handle is round, and about an inch in diameter, and the point is flat and about the width of three fingers at its juncture with the handle.

Besides these there are the lances, called *waq̄exe-čáze*, of which there are two varieties. One consists of a straight pole, which has been thrust through a piece of buffalo hide that has its long end sewed together, forming a sort of covering. To this hide are fastened feathers of the crow and *mi^{n'}xa-saⁿ*, or swan, in alternate rows or bunches. Between the feathers are fastened square pieces of blanket. About the middle of the pole a space of nearly 6 inches is left without feathers, and this is the place where the spear is grasped. When the pole was not set into a metal point the lower end was cut very sharp.¹ The other variety, or *mandēhi čiguje*, "bent spear," is the weapon which the Dakota call "wahukeza." It is ornamented with eagle feathers placed at intervals, one being at the end of the curved part; and it generally terminates at the bottom in an iron point. It is possible for one of these *waq̄exečaze* to reach a man about 6 feet distant; and even mounted men have been killed by them. Spears are used also in some of the dances. Around the shaft is wrapped the skin of a swan or brant. The end feather at the top is white; the other feathers are white or spotted. The bent spear is no longer

employed by the Omaha, though the Osage, Pawnee, and other tribes still use it to a greater or lesser extent.

¹See First Annual Report of Bureau of Ethnology, 1879-'80; 1881, Pl. X, "Tolkotin cremation."

Bows.



FI

G. 323.—Omaha bow (zaⁿzi-mandě).



FI

G. 324.—Omaha bow (łaxaⁿ-mandě)

Bows (man-dě) are of two kinds. One is the man-dě or zaⁿzi-mandě (bow-wood bow), having an unbroken curve past the grip to within an inch or two of each nock.² The other kind is the łaxaⁿ-mandě, so called because it has deer sinew glued on its back.³ Bows were made of hickory, ash, ironwood, or zaⁿzi, the last being greatly preferred. It is a wood resembling that of the Osage orange, with which some persons confound it; but it is black and much harder than the former, the Osage orange wood being yellow, soft, and easily cut. The zaⁿzi is probably that which Dougherty⁴ called "bow-wood (*Maclura aurantiaca* of Nuttall)."

[Pg 286]

Bowstrings were made of the twisted sinew of the elk and buffalo, as among other tribes.

²This may be the "self-bow" mentioned in the American Naturalist for July, 1886, p. 675.

³This is the sinew-backed bow above mentioned.

⁴Long's Expedition, op. cit., vol. I, p. 290.

ARROWS.



FIG. 325.—Omaha hunting arrow.

The arrows (maⁿ) used in former days were of several kinds. The hunting arrow, used for killing the buffalo, was generally about 2 feet long, of the usual cylindric form, and armed with an elongate triangular point, made at first of flint, afterward of sheet iron. The shoulders of the arrow were rounded instead of angular, as in the ordinary barbed form. The point, or head, was firmly secured to the shaft by deer sinew wrapped around the neck of the point, and over that was spread some cement, made in a manner to be afterward explained. The flight of the arrow was equalized by three half-webs of feathers, neatly fastened near its base in the usual manner.

Another kind of hunting arrow was the hidé nazičě, which was altogether of wood. About 6 inches from the point the shaft was triangular or quadrangular; and the point was made by holding the shaft close to a fire and turning it round and round till the heat had reduced it to the proper shape and had hardened it. This was used for killing fish, deer, and small game.

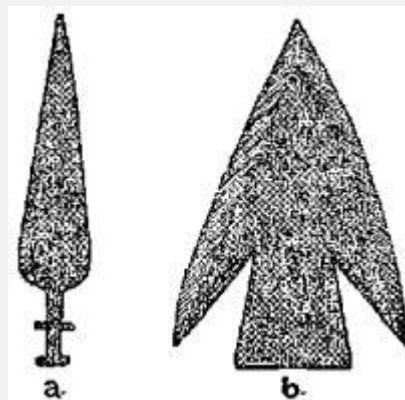


FIG. 326.—Omaha war arrow.

The war arrow (*b*) differed from that used in hunting in having a barbed point, which was very slightly attached to the shaft, so that if it penetrated the body of an enemy it could not be withdrawn without leaving the point in the wound.

Children used the *hidé-łe*ce, or target arrow, when they began to learn the use of the bow. With this a boy could kill small birds and animals.

The Ponka used to make arrowshafts (*maⁿsa*) of *jaⁿ-'qude-hí*, "gray wood," junberry wood, which grew in their country, but is not found among the Omaha. Most of the Omaha made their shafts of the *maⁿ'saqtihi*, or "real arrow-wood," (*Viburnum*) as that was the wood best suited for the purpose. Sometimes they were made of chokecherry wood; and Joseph LaFlèche informs me that he has made them of ash and hickory.

Arrowshafts were held lengthwise directly in a line with the eyes of the workman, who sighted along them to see if they were straight. If one was bent, he held one end of it between his teeth, while he pressed against the rest of it with his hands. They were polished by means of the polishers, or *maⁿ'-čiqčáde*, two pieces of sandstone, each of which had [Pg 287]a groove in the middle of one side. These grooves were brought together, and the arrow was drawn between them.



Fi

G. 327.—Omaha style of *hidé-łe*ce

War arrows had crooked lines drawn along the shafts from the points to the other ends, down which, so I was informed by the Indians, it was intended that the blood of a wounded foe should trickle.

Arrowheads (*máhiⁿ-sí*), when made of flint, as at the first, were called "*iⁿ'ě mahiⁿsí*," stone arrowheads. In more recent times, they were manufactured of pieces of sheet iron; as, for example, hoops of pails and barrels.

Arrow cement (*hiⁿ'pa*), for attaching the heads to the shafts, was usually made from the skin taken off a buffalo or elk head. This was boiled a long time, till ready to fall to pieces. When the gelatinous matter forming the cement rose to the top of the water, a stick (called *hiⁿpá-jaⁿjiñ'ga*) was thrust in and turned round and round, causing the material to be wrapped around it. When cooled it was smoothed with the hand. Then the act was repeated till a large quantity was collected on the stick. When needed for use, it was warmed by placing either in the mouth or in hot water. The skin of the big turtle was also used for making cement.

A set of arrows were called, collectively, "*maⁿwiⁿ'daⁿ*." A set generally consisted of ten arrows, but the number varied; sometimes there were two, four, or even twenty. When a man had arrows left in his quiver, he compared them with that which was in the slain animal. When he had none left, he appealed to some one who knew his style of arrow.

There were no clan or gentile marks on arrows. One set was distinguished from another by the order of the paint stripes on them, by the kind of feathers used, by the mode in

which the arrowheads were made, etc. The Oto made bad arrows; those of the Pawnee were better, but they were inferior to those made by the Dakota, Ponka, and Omaha.

The feathers, half-webs generally, put on arrows were those of the eagle, buzzard, wild turkey, great owl, and goose. Sometimes hawk or crow feathers were employed.

QUIVERS.

Quivers (maⁿ'jiha) for men were made of buffalo hide; but boys' quivers were made either of otter skins or of the skins of cougars, with the tail of the animal hanging down from the upper extremity. A skin case was attached to the quiver for carrying the bow when not in use. The wrist was defended from the percussion of the bowstring by the leather wristguard or áqande-[p]a.

SHIELDS AND ARMOR.

Shields (laháwag̃e) were made of the hides of buffalo bulls. They were round and very thick, reaching to the waist of the bearer. Arrows did not penetrate them. Joseph La Flèche never heard of the use of defensive armor, such as helmet and mail, among the Omaha and Ponka.

[Pg 288]

He had heard of a Pawnee who made a coat from four elk skins, two forming the front and two the back. Between each pair of skins was placed sand. A helmet was made in like manner. It covered the back of the head and extended over the forehead, coming down as far as the eyes. When the Pawnee noticed an arrow coming toward him, he bowed his head forward.

FIREARMS.

Firearms were introduced among the Omaha prior to 1819, when Dougherty says that they preferred those called "Mackinaw guns."

INDEX.

ARMOR, Absence of, among the Omaha

of the Pawnee

ARROWS of the Omaha

[28](#)

[28](#)

[28](#)

AXES, of the Omaha	278
BARK, Omaha lodges of	269 , 271
BASKETRY of the Omaha	278
BATHS, public, Absence of, among the Omaha	274
BEDS and bedding of the Omaha	279
BIG PAWNEE, Flutes made by	282
BIKÚDE, an Omaha village	270
BLADDERS used as receptacles	280
BOATS of hide of the Omaha	283
BONE hoes of the Omaha	278
BRIDLES of the Omaha	280
BROOMS of the Omaha	270
BUFFALO, gents of the Omaha	271
ØEGIHA fire-making	279
CEMENT used by the Omaha	283
CHILDREN, Omaha, Target arrows of the	280
CLUBS, War, of the Omaha	283
COUCHES of the Omaha	279
CRADLES of the Omaha	279

DAKOTA, Arrows of the	283
DANCE houses of the Omaha	274
DECORATION of Omaha tents	274
DORSEY J. O., on Omaha dwellings, furniture, and implements	263-283
DOUGHERTY, —, on Omaha bow-wood	283
firearms	283
horse equipage	283
DRILLING, with grass-stalks	279
DRINKING vessels of the Omaha	271
DWELLINGS, furniture and implements of the Omaha	263-283
EQUIPAGE for horses	283
FIREARMS among the Omaha	283
FIRE IMPLEMENTS of the Omaha	279
FIREPLACE in Omaha lodge	271
of the Omaha and Ponka	271
FLUTE of the Omaha	283
FURNITURE, dwellings, and implements of the Omaha	263-283
GENTILE marks, Absence of, on Omaha arrows	283
GRAIN, Storage of, among the Omaha	274

HALTERS of the Omaha	280
HAMMOCKS introduced among the Omaha	279
HOES, Bone, of the Omaha	278
HORN spoons of the Omaha	277
IMPLEMENTS of the Omaha	263-278
IOWA indians, Bark lodges of	277
JA ^N ÇA'TE, an Omaha village	270
KANSA, Lodges of the	270
KNIVES of the Omaha	278
LA FLÈCHE, JOSEPH, on Omaha armor	283
arrowshafts	280
mats	279
saddles	280
war-clubs	283
LA FLESCHÉ, FRANCIS, on grass-stalk drills	279
LANCES of the Omaha	283
LARIATS of the Omaha	280

LODGES of earth, Use of	277
, Omaha, how constructed	269
LONG, S. H., on Kansa lodge	269
Omaha bow-wood	283
indian horsemanship	280
MASON, O. T, Acknowledgements to	269
MATS, cane, the Omaha and Winnebago	271
, Omaha lodges of	269 , 271
MORTARS of the Omaha	270
MUSICAL INSTRUMENTS of the Omaha	283
OMAHA dwellings, furniture and implements	263 - 283
OSAGE INDIANS, Bent spear used by	283
, Lodges of, described	283
OTO, Arrows of the	283
PAWNEE, Armor of the	283
, Arrows of the	283
, Bent spear used by the	283
[P]EIQUDE, Tent of	273 , 274
PESTLES of the Omaha	270

PILLOWS of the Omaha	279
PIPES of the Omaha	279
PONKA, Armor not used by the	28
, Arrows of the	28
dwellings, furniture and implements	26
, Ropes of the	28
POTTERY, formerly made by the Omaha	276 , 27
PROVISION SACKS of the Omaha	278
QUIVERS of the Omaha	28
RIDING, Omaha method of	28
SACKS of the Omaha	278
SADDLES of the Omaha	28
SANSSOUCI, Village of	27
SAUK, Bark lodges of the	27
SAY, T., on Kansa lodge	26
SEWING among the Siouan tribes	274
SHIELDS of the Omaha	28
SKIN lodge of the Omaha	269 , 27
SMOKE HOLES of Omaha lodge	27

SMOKING paraphernalia, Omaha	279
SNOW-SHOES, Omaha and Ponka	283
SPEARS of the Omaha	284
SPOONS of the Omaha	277
STANDARDS, War, of the Omaha	273
STANDING HAWK Village of	270
STONE arrowheads of the Omaha	283
axes of the Omaha	278
knives of the Omaha	278
SWEAT-HOUSES of the Omaha	274
SWINGS of Omaha children	270
TOBACCO POUCHES of the Omaha	284
TOMAHAWKS of the Omaha	284
TONGS of the Omaha	279
TOTEM POSTS, Absence of, among the Omaha	274
TRAVELING gear, Omaha and Ponka	283
UTENSILS of the Omaha	277
WATER vessels of the Omaha	277
WEAPONS of the Omaha	283

WHIPS of the Omaha

[280](#)

WHISTLES of the Omaha

[282](#)

WICKIUP, Origin of term

[279](#)

WINJAGE, an Omaha village

[270](#)

WINNEBAGO grass mats

[279](#)

lodges described

[277](#)

WOMEN, Omaha lodges made by

[269](#)

WOOD, Spoons of, of the Omaha

[271](#)

WRISTGUARDS, of stone used by the Omaha

[283](#)

YELLOW SMOKE, Earth lodge of

[270](#)

*** END OF THE PROJECT GUTENBERG EBOOK OMAHA DWELLINGS, FURNITURE AND IMPLEMENTS ***

Updated editions will replace the previous one—the old editions will be renamed.

Creating the works from print editions not protected by U.S. copyright law means that no one owns a United States copyright in these works, so the Foundation (and you!) can copy and distribute it in the United States without permission and without paying copyright royalties. Special rules, set forth in the General Terms of Use part of this license, apply to copying and distributing Project Gutenberg™ electronic works to protect the PROJECT GUTENBERG™ concept and trademark. Project Gutenberg is a registered trademark, and may not be used if you charge for an eBook, except by following the terms of the trademark license, including paying royalties for use of the Project Gutenberg trademark. If you do not charge anything for copies of this eBook, complying with the trademark license is very easy. You may use this eBook for nearly any purpose such as creation of derivative works, reports, performances and research. Project Gutenberg eBooks may be modified and printed and given away—you may do practically ANYTHING in the United States with eBooks not protected by U.S. copyright law. Redistribution is subject to the trademark license, especially commercial redistribution.

START: FULL LICENSE

THE FULL PROJECT GUTENBERG LICENSE

PLEASE READ THIS BEFORE YOU DISTRIBUTE OR USE THIS WORK

To protect the Project Gutenberg™ mission of promoting the free distribution of electronic works, by using or distributing this work (or any other work associated in any way with the phrase “Project

Gutenberg”), you agree to comply with all the terms of the Full Project Gutenberg™ License available with this file or online at www.gutenberg.org/license.

Section 1. General Terms of Use and Redistributing Project Gutenberg™ electronic works

1.A. By reading or using any part of this Project Gutenberg™ electronic work, you indicate that you have read, understand, agree to and accept all the terms of this license and intellectual property (trademark/copyright) agreement. If you do not agree to abide by all the terms of this agreement, you must cease using and return or destroy all copies of Project Gutenberg™ electronic works in your possession. If you paid a fee for obtaining a copy of or access to a Project Gutenberg™ electronic work and you do not agree to be bound by the terms of this agreement, you may obtain a refund from the person or entity to whom you paid the fee as set forth in paragraph 1.E.8.

1.B. “Project Gutenberg” is a registered trademark. It may only be used on or associated in any way with an electronic work by people who agree to be bound by the terms of this agreement. There are a few things that you can do with most Project Gutenberg™ electronic works even without complying with the full terms of this agreement. See paragraph 1.C below. There are a lot of things you can do with Project Gutenberg™ electronic works if you follow the terms of this agreement and help preserve free future access to Project Gutenberg™ electronic works. See paragraph 1.E below.

1.C. The Project Gutenberg Literary Archive Foundation (“the Foundation” or PGLAF), owns a compilation copyright in the collection of Project Gutenberg™ electronic works. Nearly all the individual works in the collection are in the public domain in the United States. If an individual work is unprotected by copyright law in the United States and you are located in the United States, we do not claim a right to prevent you from copying, distributing, performing, displaying or creating derivative works based on the work as long as all references to Project Gutenberg are removed. Of course, we hope that you will support the Project Gutenberg™ mission of promoting free access to electronic works by freely sharing Project Gutenberg™ works in compliance with the terms of this agreement for keeping the Project Gutenberg™ name associated with the work. You can easily comply with the terms of this agreement by keeping this work in the same format with its attached full Project Gutenberg™ License when you share it without charge with others.

1.D. The copyright laws of the place where you are located also govern what you can do with this work. Copyright laws in most countries are in a constant state of change. If you are outside the United States, check the laws of your country in addition to the terms of this agreement before downloading, copying, displaying, performing, distributing or creating derivative works based on this work or any other Project Gutenberg™ work. The Foundation makes no representations concerning the copyright status of any work in any country other than the United States.

1.E. Unless you have removed all references to Project Gutenberg:

1.E.1. The following sentence, with active links to, or other immediate access to, the full Project Gutenberg™ License must appear prominently whenever any copy of a Project Gutenberg™ work (any work on which the phrase “Project Gutenberg” appears, or with which the phrase “Project Gutenberg” is associated) is accessed, displayed, performed, viewed, copied or distributed:

This eBook is for the use of anyone anywhere in the United States and most other parts of the world at no cost and with almost no restrictions whatsoever. You may copy it, give it away or re-use it under the terms of the Project Gutenberg License included with this eBook or online at www.gutenberg.org. If you are not located in the United States, you will have to check the laws of the country where you are located before using this eBook.

1.E.2. If an individual Project Gutenberg™ electronic work is derived from texts not protected by U.S. copyright law (does not contain a notice indicating that it is posted with permission of the copyright holder), the work can be copied and distributed to anyone in the United States without paying any fees or charges. If you are redistributing or providing access to a work with the phrase “Project Gutenberg” associated with or appearing on the work, you must comply either with the requirements of paragraphs 1.E.1 through 1.E.7 or obtain permission for the use of the work and the Project Gutenberg™ trademark as set forth in paragraphs 1.E.8 or 1.E.9.

1.E.3. If an individual Project Gutenberg™ electronic work is posted with the permission of the copyright holder, your use and distribution must comply with both paragraphs 1.E.1 through 1.E.7 and any additional terms imposed by the copyright holder. Additional terms will be linked to the Project Gutenberg™ License for all works posted with the permission of the copyright holder found at the beginning of this work.

1.E.4. Do not unlink or detach or remove the full Project Gutenberg™ License terms from this work, or any files containing a part of this work or any other work associated with Project Gutenberg™.

1.E.5. Do not copy, display, perform, distribute or redistribute this electronic work, or any part of this electronic work, without prominently displaying the sentence set forth in paragraph 1.E.1 with active links or immediate access to the full terms of the Project Gutenberg™ License.

1.E.6. You may convert to and distribute this work in any binary, compressed, marked up, nonproprietary or proprietary form, including any word processing or hypertext form. However, if you provide access to or distribute copies of a Project Gutenberg™ work in a format other than “Plain Vanilla ASCII” or other format used in the official version posted on the official Project Gutenberg™ website (www.gutenberg.org), you must, at no additional cost, fee or expense to the user, provide a copy, a means of exporting a copy, or a means of obtaining a copy upon request, of the work in its original “Plain Vanilla ASCII” or other form. Any alternate format must include the full Project Gutenberg™ License as specified in paragraph 1.E.1.

1.E.7. Do not charge a fee for access to, viewing, displaying, performing, copying or distributing any Project Gutenberg™ works unless you comply with paragraph 1.E.8 or 1.E.9.

1.E.8. You may charge a reasonable fee for copies of or providing access to or distributing Project Gutenberg™ electronic works provided that:

- • You pay a royalty fee of 20% of the gross profits you derive from the use of Project Gutenberg™ works calculated using the method you already use to calculate your applicable taxes. The fee is owed to the owner of the Project Gutenberg™ trademark, but he has agreed to donate royalties under this paragraph to the Project Gutenberg Literary Archive Foundation. Royalty payments must be paid within 60 days following each date on which you prepare (or are legally required to prepare) your periodic tax returns. Royalty payments should be clearly marked as such and sent

to the Project Gutenberg Literary Archive Foundation at the address specified in Section 4, "Information about donations to the Project Gutenberg Literary Archive Foundation."

- • You provide a full refund of any money paid by a user who notifies you in writing (or by e-mail) within 30 days of receipt that s/he does not agree to the terms of the full Project Gutenberg™ License. You must require such a user to return or destroy all copies of the works possessed in a physical medium and discontinue all use of and all access to other copies of Project Gutenberg™ works.
- • You provide, in accordance with paragraph 1.F.3, a full refund of any money paid for a work or a replacement copy, if a defect in the electronic work is discovered and reported to you within 90 days of receipt of the work.
- • You comply with all other terms of this agreement for free distribution of Project Gutenberg™ works.

1.E.9. If you wish to charge a fee or distribute a Project Gutenberg™ electronic work or group of works on different terms than are set forth in this agreement, you must obtain permission in writing from the Project Gutenberg Literary Archive Foundation, the manager of the Project Gutenberg™ trademark. Contact the Foundation as set forth in Section 3 below.

1.F.

1.F.1. Project Gutenberg volunteers and employees expend considerable effort to identify, do copyright research on, transcribe and proofread works not protected by U.S. copyright law in creating the Project Gutenberg™ collection. Despite these efforts, Project Gutenberg™ electronic works, and the medium on which they may be stored, may contain "Defects," such as, but not limited to, incomplete, inaccurate or corrupt data, transcription errors, a copyright or other intellectual property infringement, a defective or damaged disk or other medium, a computer virus, or computer codes that damage or cannot be read by your equipment.

1.F.2. LIMITED WARRANTY, DISCLAIMER OF DAMAGES - Except for the "Right of Replacement or Refund" described in paragraph 1.F.3, the Project Gutenberg Literary Archive Foundation, the owner of the Project Gutenberg™ trademark, and any other party distributing a Project Gutenberg™ electronic work under this agreement, disclaim all liability to you for damages, costs and expenses, including legal fees. YOU AGREE THAT YOU HAVE NO REMEDIES FOR NEGLIGENCE, STRICT LIABILITY, BREACH OF WARRANTY OR BREACH OF CONTRACT EXCEPT THOSE PROVIDED IN PARAGRAPH 1.F.3. YOU AGREE THAT THE FOUNDATION, THE TRADEMARK OWNER, AND ANY DISTRIBUTOR UNDER THIS AGREEMENT WILL NOT BE LIABLE TO YOU FOR ACTUAL, DIRECT, INDIRECT, CONSEQUENTIAL, PUNITIVE OR INCIDENTAL DAMAGES EVEN IF YOU GIVE NOTICE OF THE POSSIBILITY OF SUCH DAMAGE.

1.F.3. LIMITED RIGHT OF REPLACEMENT OR REFUND - If you discover a defect in this electronic work within 90 days of receiving it, you can receive a refund of the money (if any) you paid for it by sending a written explanation to the person you received the work from. If you received the work on a physical medium, you must return the medium with your written explanation. The person or entity that provided you with the defective work may elect to provide a replacement copy in lieu of a refund. If you received the work electronically, the person or entity providing it to you may choose to give you a second

opportunity to receive the work electronically in lieu of a refund. If the second copy is also defective, you may demand a refund in writing without further opportunities to fix the problem.

1.F.4. Except for the limited right of replacement or refund set forth in paragraph 1.F.3, this work is provided to you 'AS-IS', WITH NO OTHER WARRANTIES OF ANY KIND, EXPRESS OR IMPLIED, INCLUDING BUT NOT LIMITED TO WARRANTIES OF MERCHANTABILITY OR FITNESS FOR ANY PURPOSE.

1.F.5. Some states do not allow disclaimers of certain implied warranties or the exclusion or limitation of certain types of damages. If any disclaimer or limitation set forth in this agreement violates the law of the state applicable to this agreement, the agreement shall be interpreted to make the maximum disclaimer or limitation permitted by the applicable state law. The invalidity or unenforceability of any provision of this agreement shall not void the remaining provisions.

1.F.6. INDEMNITY - You agree to indemnify and hold the Foundation, the trademark owner, any agent or employee of the Foundation, anyone providing copies of Project Gutenberg™ electronic works in accordance with this agreement, and any volunteers associated with the production, promotion and distribution of Project Gutenberg™ electronic works, harmless from all liability, costs and expenses, including legal fees, that arise directly or indirectly from any of the following which you do or cause to occur: (a) distribution of this or any Project Gutenberg™ work, (b) alteration, modification, or additions or deletions to any Project Gutenberg™ work, and (c) any Defect you cause.

Section 2. Information about the Mission of Project Gutenberg™

Project Gutenberg™ is synonymous with the free distribution of electronic works in formats readable by the widest variety of computers including obsolete, old, middle-aged and new computers. It exists because of the efforts of hundreds of volunteers and donations from people in all walks of life.

Volunteers and financial support to provide volunteers with the assistance they need are critical to reaching Project Gutenberg™'s goals and ensuring that the Project Gutenberg™ collection will remain freely available for generations to come. In 2001, the Project Gutenberg Literary Archive Foundation was created to provide a secure and permanent future for Project Gutenberg™ and future generations. To learn more about the Project Gutenberg Literary Archive Foundation and how your efforts and donations can help, see Sections 3 and 4 and the Foundation information page at www.gutenberg.org.

Section 3. Information about the Project Gutenberg Literary Archive Foundation

The Project Gutenberg Literary Archive Foundation is a non-profit 501(c)(3) educational corporation organized under the laws of the state of Mississippi and granted tax exempt status by the Internal Revenue Service. The Foundation's EIN or federal tax identification number is 64-6221541. Contributions to the Project Gutenberg Literary Archive Foundation are tax deductible to the full extent permitted by U.S. federal laws and your state's laws.

The Foundation's business office is located at 809 North 1500 West, Salt Lake City, UT 84116, (801) 596-1887. Email contact links and up to date contact information can be found at the Foundation's website and official page at www.gutenberg.org/contact

Section 4. Information about Donations to the Project Gutenberg Literary Archive Foundation

Project Gutenberg™ depends upon and cannot survive without widespread public support and donations to carry out its mission of increasing the number of public domain and licensed works that can be freely distributed in machine-readable form accessible by the widest array of equipment including outdated equipment. Many small donations (\$1 to \$5,000) are particularly important to maintaining tax exempt status with the IRS.

The Foundation is committed to complying with the laws regulating charities and charitable donations in all 50 states of the United States. Compliance requirements are not uniform and it takes a considerable effort, much paperwork and many fees to meet and keep up with these requirements. We do not solicit donations in locations where we have not received written confirmation of compliance. To SEND DONATIONS or determine the status of compliance for any particular state visit www.gutenberg.org/donate.

While we cannot and do not solicit contributions from states where we have not met the solicitation requirements, we know of no prohibition against accepting unsolicited donations from donors in such states who approach us with offers to donate.

International donations are gratefully accepted, but we cannot make any statements concerning tax treatment of donations received from outside the United States. U.S. laws alone swamp our small staff.

Please check the Project Gutenberg web pages for current donation methods and addresses. Donations are accepted in a number of other ways including checks, online payments and credit card donations. To donate, please visit: www.gutenberg.org/donate

Section 5. General Information About Project Gutenberg™ electronic works

Professor Michael S. Hart was the originator of the Project Gutenberg™ concept of a library of electronic works that could be freely shared with anyone. For forty years, he produced and distributed Project Gutenberg™ eBooks with only a loose network of volunteer support.

Project Gutenberg™ eBooks are often created from several printed editions, all of which are confirmed as not protected by copyright in the U.S. unless a copyright notice is included. Thus, we do not necessarily keep eBooks in compliance with any particular paper edition.

Most people start at our website which has the main PG search facility: www.gutenberg.org.

This website includes information about Project Gutenberg™, including how to make donations to the Project Gutenberg Literary Archive Foundation, how to help produce our new eBooks, and how to subscribe to our email newsletter to hear about new eBooks.